



Republic of the Philippines

PHILIPPINE STATISTICS AUTHORITY

# INFOGRAPHICS

A Special Publication of the Philippine Statistics Authority

Sarangani Provincial Statistical Office

Reference No.: 24R1280-IG-008

FEBRUARY 2024

## JANUARY PRICE STATISTICS OF SARANGANI PROVINCE

(2018 = 100)

### 2023

### 2024

### CONSUMER PRICE INDEX

- indicator of the change in the average retail prices of a fixed basket of goods and services commonly purchased by households relative to a base year

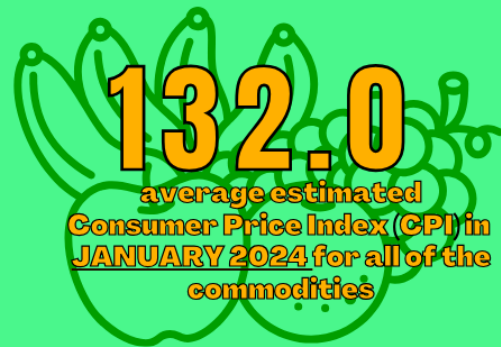
# 126.1

average estimated Consumer Price Index (CPI) in JANUARY 2023 for all of the commodities



# 132.0

average estimated Consumer Price Index (CPI) in JANUARY 2024 for all of the commodities

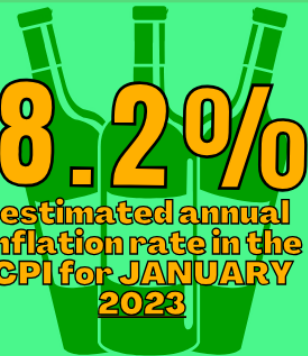


### INFLATION RATE

- annual rate of change or the year-on-year change in the Consumer Price Index

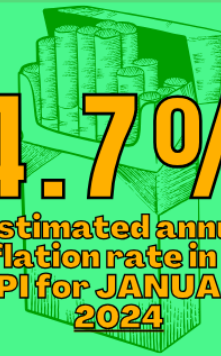
# 8.2%

estimated annual inflation rate in the CPI for JANUARY 2023



# 4.7%

estimated annual inflation rate in the CPI for JANUARY 2024


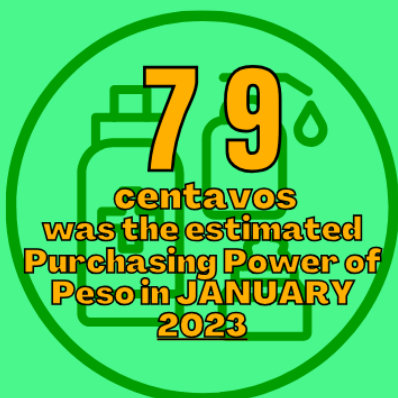


### PURCHASING POWER OF PESO

- measure of the real value of the peso in a given period relative to a chosen reference period.

# 79

centavos was the estimated Purchasing Power of Peso in JANUARY 2023



# 76

centavos was the estimated Purchasing Power of Peso in JANUARY 2024



SOURCE: Consumer Price Index (CPI), PSA