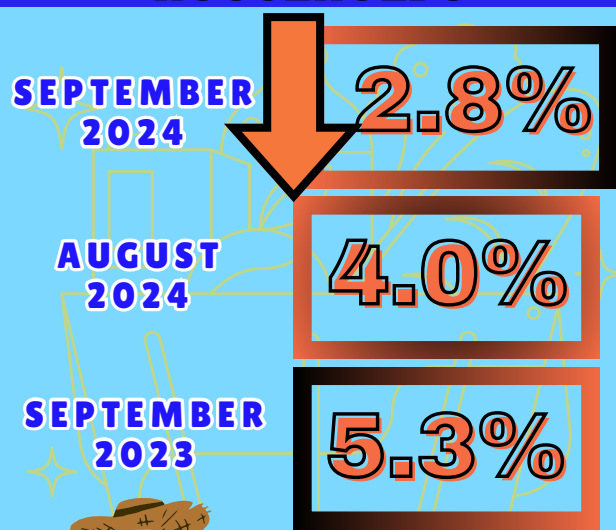


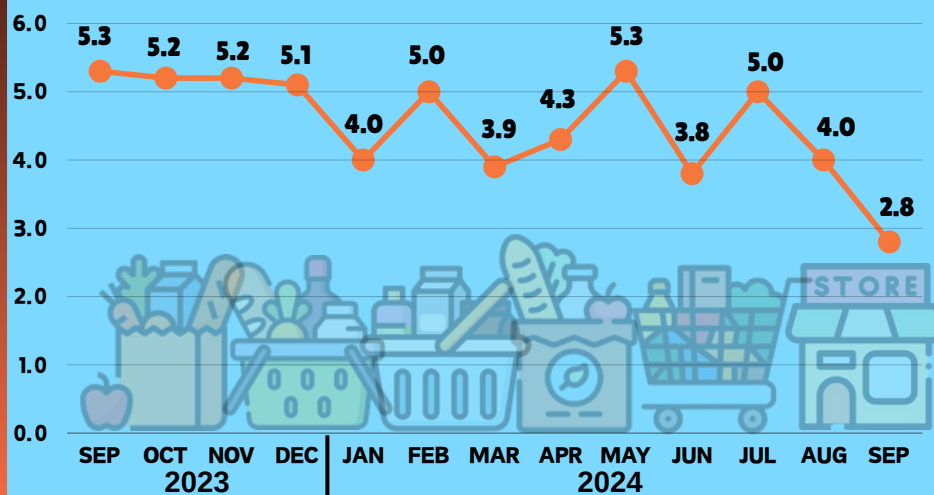


GENERAL SANTOS CITY INFLATION RATE FOR BOTTOM 30% INCOME HOUSEHOLDS SEPTEMBER 2024 (2018=100)

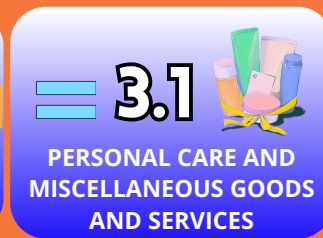


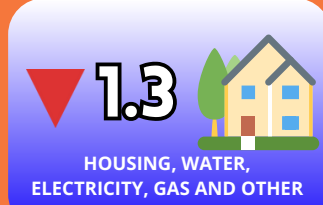
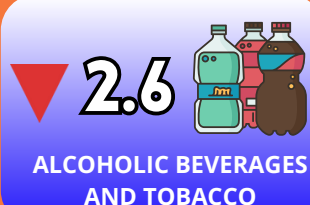
INFLATION RATE FOR BOTTOM 30% INCOME HOUSEHOLDS



MONTHLY INFLATION RATE FOR BOTTOM 30% INCOME HOUSEHOLDS SEPTEMBER 2023 - SEPTEMBER 2024



INFLATION RATE BY MAJOR COMMODITY GROUP IN PERCENT



NOTE:
▲ INCREASED RELATIVE TO AUGUST 2024 INFLATION.
▼ DECREASED RELATIVE TO AUGUST 2024 INFLATION.
= SAME AS AUGUST 2024 INFLATION.

