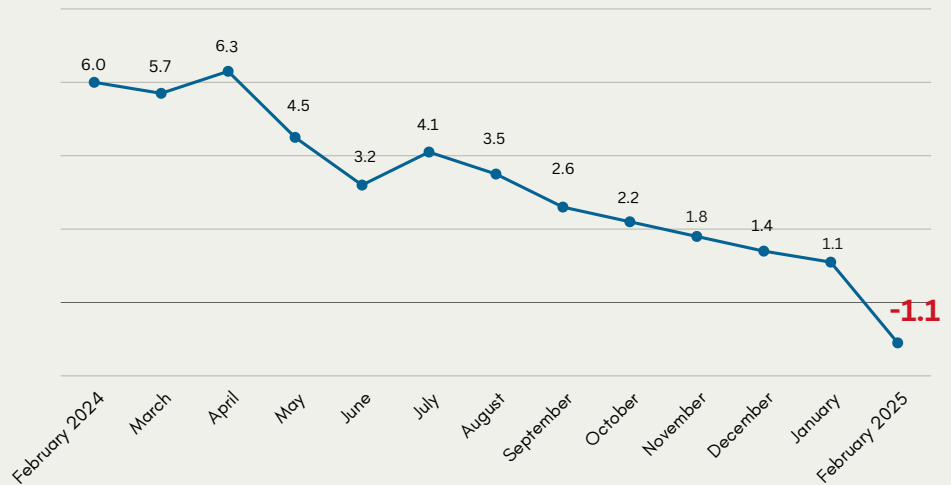


# HEADLINE INFLATION RATE FEBRUARY 2025, SOUTH COTABATO

# -1.1%

The headline inflation or the annual rate of change on the prices of goods and services in the market basket of South Cotabato decreased to -1.1 percent in February 2025 from 1.1 percent in January 2025.

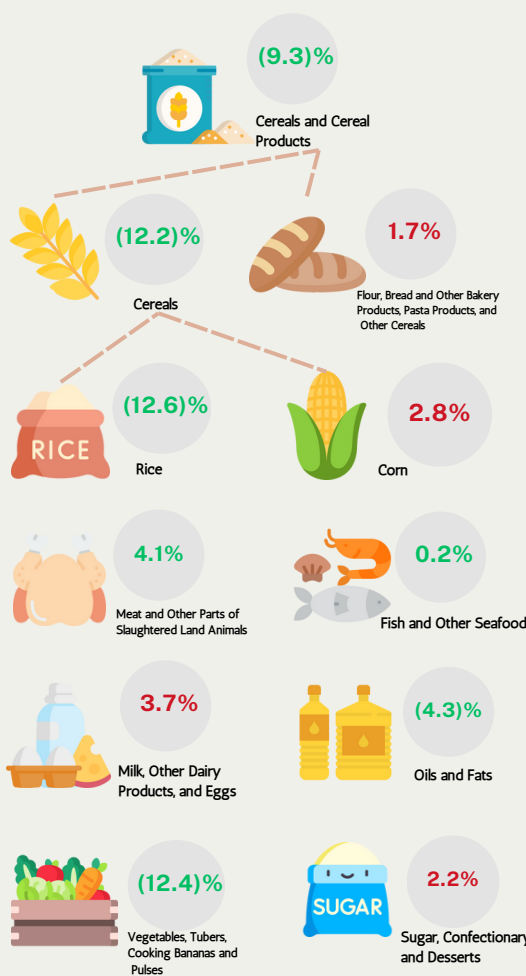
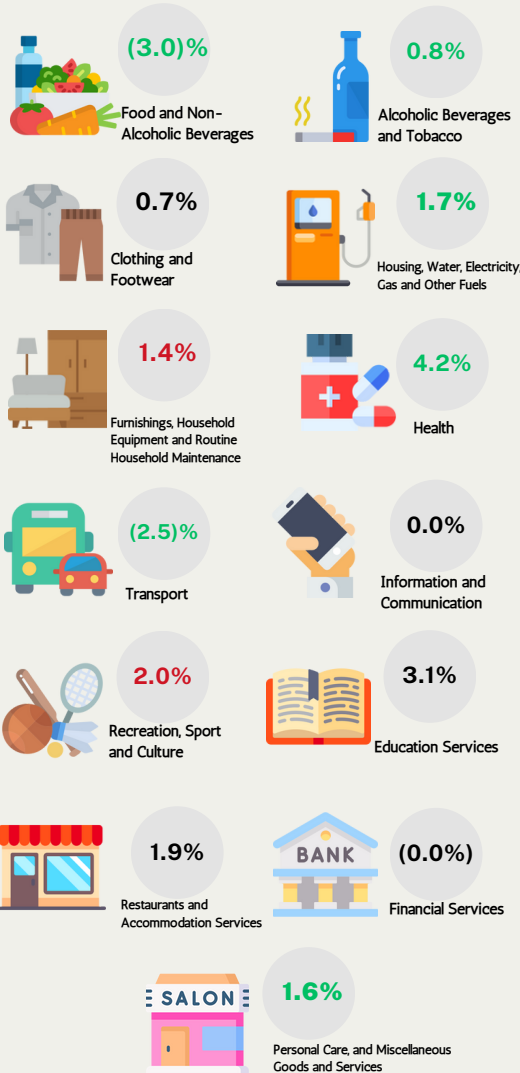
Monthly Headline inflation Rate in South Cotabato, All Items (2018=100)  
February 2024 - February 2025



## INFLATION RATE (%) BY COMMODITY GROUP

## INFLATION RATE (%) BY SELECTED FOOD GROUP

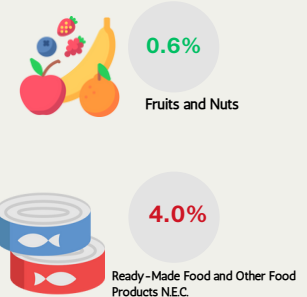
## PURCHASING POWER OF PESO



January 2025: **₱0.78**

January 2024: **₱0.78**

**Purchasing Power of the Peso (PPP)** is a measure of the real value of the peso in a given period relative to a chosen reference period. It is computed by getting the reciprocal of the CPI and multiplying the result by 100.



AS COMPARED TO JANUARY 2024 INFLATION

